

TANK-AXONOMETRIC

TANK COMPONENTS

No.	Description	Material	Qty	Remarks
1	Water tank	FRP	1	Colour GRAY
2	Manhole Cover	FRP	2	S/S Hinges & Locks
3	Internal Ladder	FRP/SS	2	Height : 2m
4	External Ladder	G.I.	2	Height : 2m
5	Air vent	PVC	3	Light & Insect Proof 4" Cow Type
6	Inlet		2	PVC or FF Steel Threaded Flange
7	Outlet		2	PVC or FF Steel Threaded Flange
8	Drainage		2	PVC or FF Steel Threaded Flange
9	Overflow		2	PVC or FF Steel Threaded Flange
10	Control		2	PVC or FF Steel Threaded Flange
11	Water Level Indicator	GRP/ACRYLIC	2	Height : 2m
12	Vortex Assembly	FRP	2	-
13	Side Man Way	FRP	2	-

NOTES:

1. Allow a minimum space of 50 cm all around the tank's foundation.
2. Maximum allowable deflection in concrete foundation = +/- 2mm.
3. For sizes of items 6, 7, 8, 9 & 10, please refer to catalogue.
4. FTC will not be held liable if the erection of our water tanks are not made in accordance to the technical requirements of concrete foundation, steel footing and water tank assembly drawings.
5. Overflow shall be minimum twice the volume of inlet.
6. Overflow shall flow freely to the ground.
7. All tanks shall be electrically grounded.

CAUTIONS

GRP Panel Type Water Tanks

Seismic Load Kh=0.3G

Tank size:	(11.31+0.32+3.11)x8.2x6.56 ft High.		
	(3.45+0.1+0.95)x2.5x2 m HIGH		
Volume:	22.5 m ³	5943. USG	Usable 987-3512
Bolts / Nuts:	S/S A4 - 316		
Insulation:	Non-Insulated		

Project Name:

Contractor:

Cougar USA

Consultant:

Done By:	JC	Reviewed by:	
Verified by:			-

Revisions

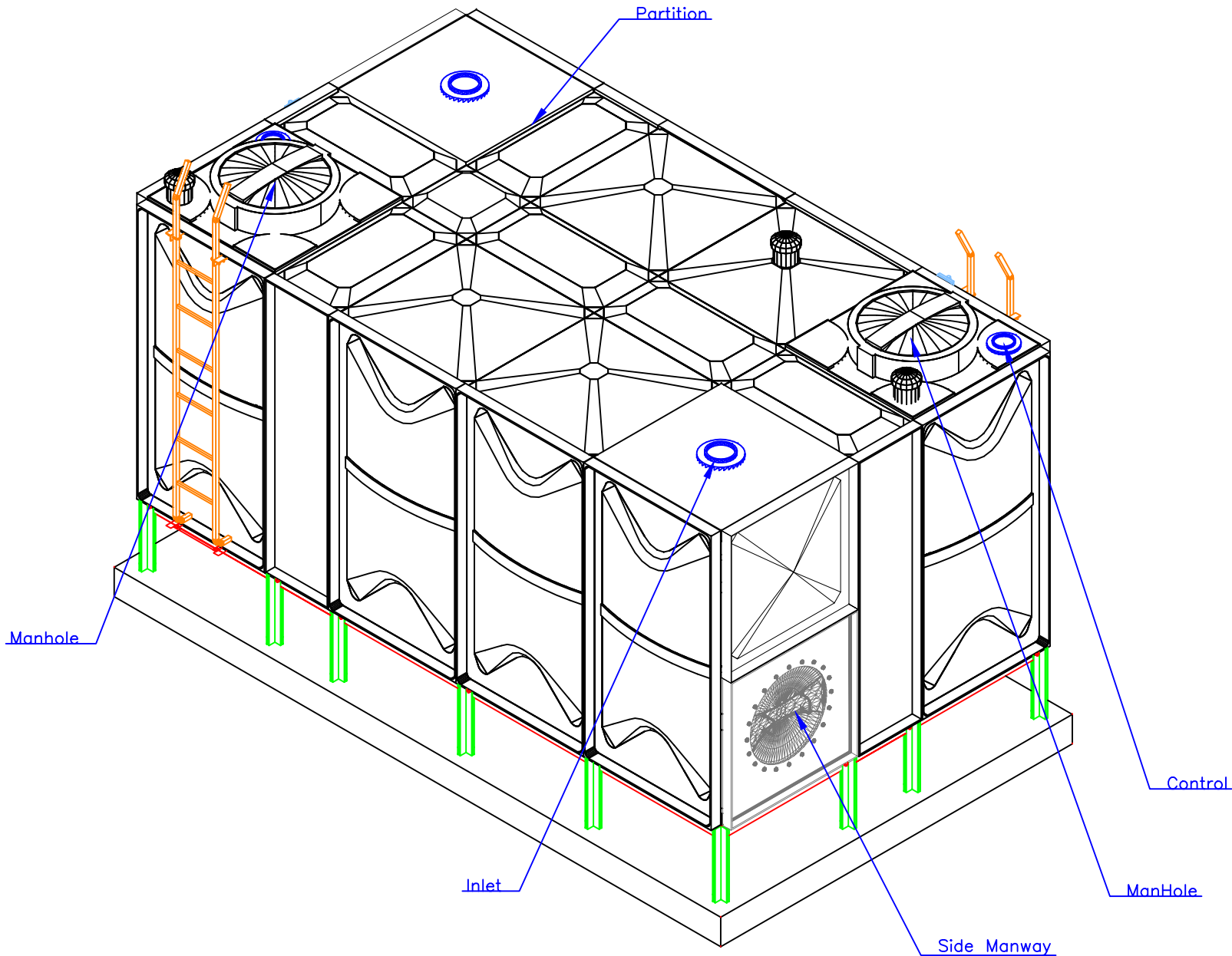
No.	Issue Date	Description
0	-	NEW

FTC FIBER TECHNOLOGY CORPORATION

Head Office:
Lorton, Virginia, United States of America

Regional Office:
Jebel Ali Free Zone, Dubai, U.A.E.

Copyright Fiber Technology Corporation



TANK-AXONOMETRIC

TANK COMPONENTS				
No.	Description	Material	Qty	Remarks
1	Water tank	FRP	1	Colour GRAY
2	Manhole Cover	FRP	2	S/S Hinges & Locks
3	Internal Ladder	FRP/SS	2	Height : 2m
4	External Ladder	G.I.	2	Height : 2m
5	Air vent	PVC	3	Light & Insect Proof 4" Cow Type
6	Inlet		2	PVC or FF Steel Threaded Flange
7	Outlet		2	PVC or FF Steel Threaded Flange
8	Drainage		2	PVC or FF Steel Threaded Flange
9	Overflow		2	PVC or FF Steel Threaded Flange
10	Control		2	PVC or FF Steel Threaded Flange
11	Water Level Indicator	GRP/ACRYLIC	2	Height : 2m
12	Vortex Assembly	FRP	2	-
13	Side Man Way	FRP	2	-

- NOTES:
- CAUTIONS
1.

2.

3.

4.

5.

6.

7.
- Allow a minimum space of 50 cm all around the tank's foundation.
- Maximum allowable deflection in concrete foundation = +/- 2mm.
- For sizes of items 6, 7, 8, 9 & 10, please refer to catalogue.
- FTC will not be held liable if the erection of our water tanks are not made in accordance to the technical requirements of concrete foundation, steel footing and water tank assembly drawings.
- Overflow shall be minimum twice the volume of inlet.
- Overflow shall flow freely to the ground.
- All tanks shall be electrically grounded.

GRP Panel Type Water Tanks			
Seismic Load Kh=0.3G			
Tank size:	(11.31+0.32+3.11)x8.2x6.56 ft High. (3.45+0.1+0.95)x2.5x2 m HIGH		
Volume:	22.5 m ³	5943. USG	Usable 987-3512
Bolts / Nuts:	S/S A4 - 316		
Insulation:	Non-Insulated		

Project Name:

-

Contractor:

Cougar USA

Consultant:

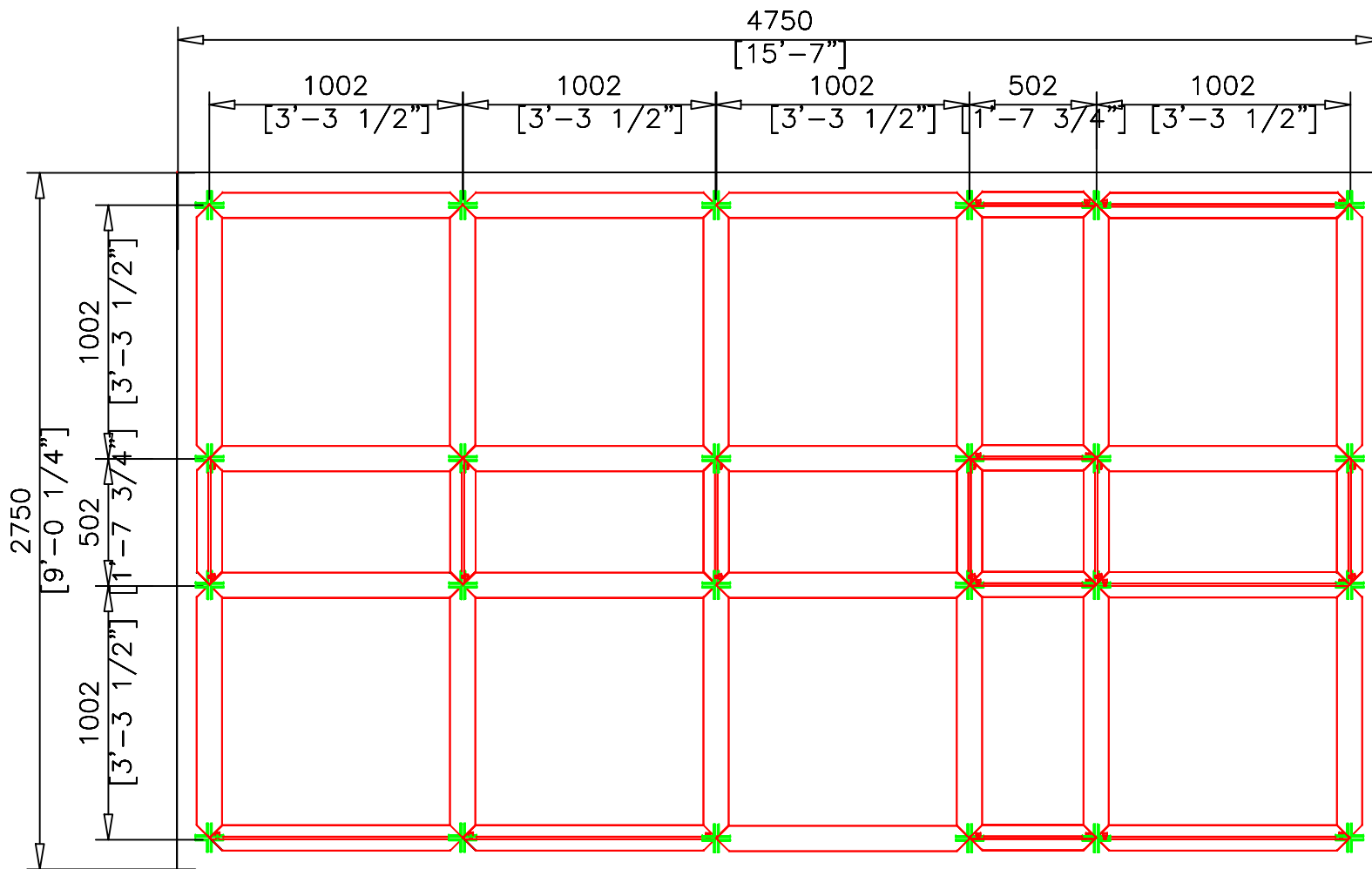
-

Done By:	JC	Reviewed by:	
		Verified by:	-
Revisions			
No.	Issue Date	Description	
0	-	NEW	

FTC

FIBER TECHNOLOGY CORPORATION

Head Office:
Lorton, Virginia, United States of America
Regional Office:
Jebel Ali Free Zone, Dubai, U.A.E.



STEEL FOOTING-PLAN

TANK COMPONENTS				
No.	Description	Material	Qty	Remarks
1	Water tank	FRP	1	Colour GRAY
2	Manhole Cover	FRP	2	S/S Hinges & Locks
3	Internal Ladder	FRP/SS	2	Height : 2m
4	External Ladder	G.I.	2	Height : 2m
5	Air vent	PVC	3	Light & Insect Proof 4" Cowl Type
6	Inlet		2	PVC or FF Steel Threaded Flange
7	Outlet		2	PVC or FF Steel Threaded Flange
8	Drainage		2	PVC or FF Steel Threaded Flange
9	Overflow		2	PVC or FF Steel Threaded Flange
10	Control		2	PVC or FF Steel Threaded Flange
11	Water Level Indicator	GRP/ACRYLIC	2	Height : 2m
12	Vortex Assembly	FRP	2	-
13	Side Man Way	FRP	2	-

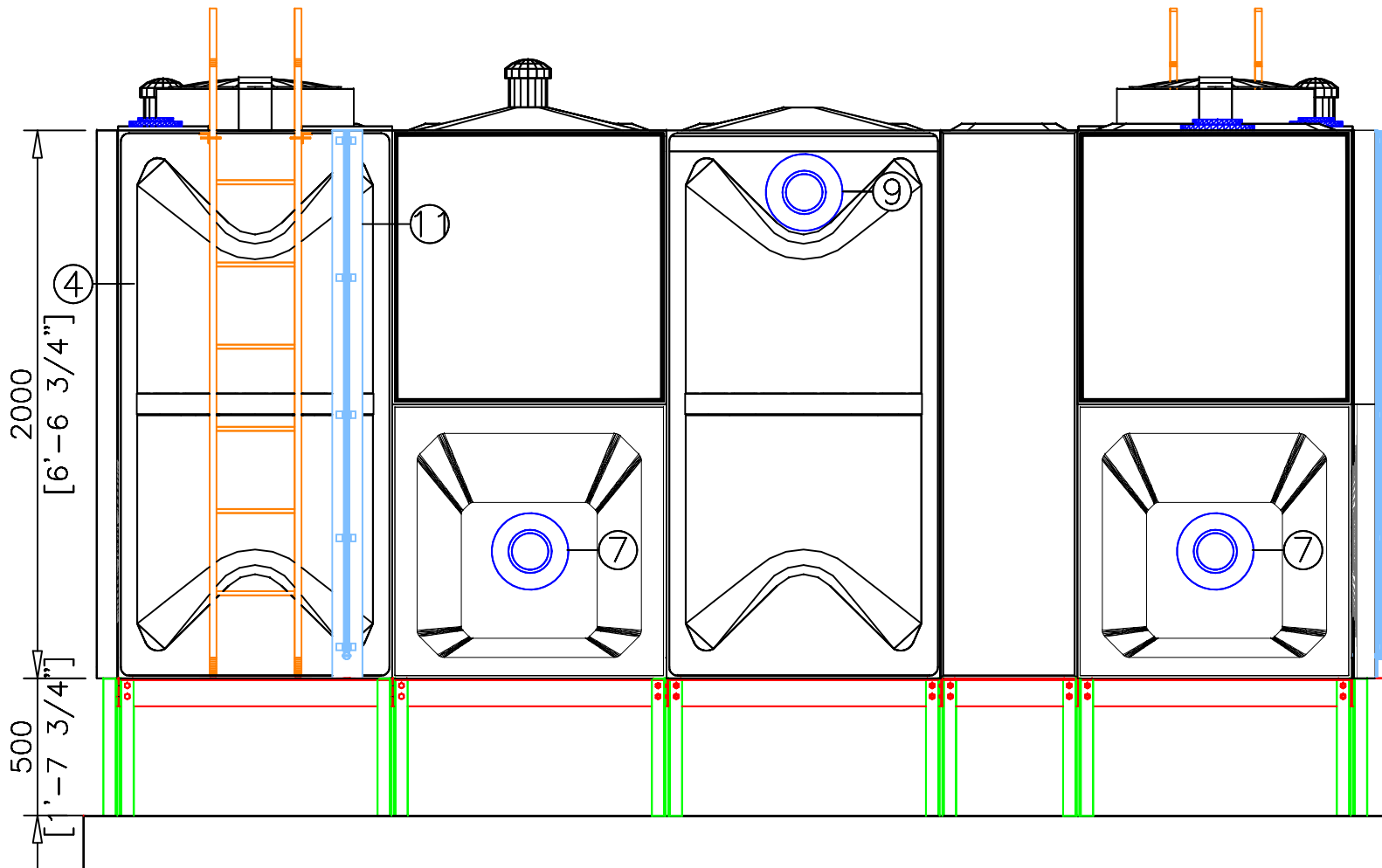
NOTES:	CAUTIONS
<ol style="list-style-type: none">1. Allow a minimum space of 50 cm all around the tank's foundation.2. Maximum allowable deflection in concrete foundation = +/- 2mm.3. For sizes of items 6, 7, 8, 9 & 10, please refer to catalogue.4. FTC will not be held liable if the erection of our water tanks are not made in accordance to the technical requirements of concrete foundation, steel footing and water tank assembly drawings.5. Overflow shall be minimum twice the volume of inlet.6. Overflow shall flow freely to the ground.7. All tanks shall be electrically grounded.	

GRP Panel Type Water Tanks			
Seismic Load Kh=0.3G			
Tank size:	(11.31+0.32+3.11)x8.2x6.56 ft High. (3.45+0.1+0.95)x2.5x2 m HIGH		
Volume:	22.5 m ³	5943. USG	Usable 987-3512
Bolts / Nuts:	S/S A4 - 316		
Insulation:	Non-Insulated		

Project Name:	-
Contractor:	Cougar USA
Consultant:	-

Done By:	JC	Reviewed by:	
		Verified by:	-
Revisions			
No.	Issue Date	Description	
0	-	NEW	

FTC FIBER TECHNOLOGY CORPORATION	
Head Office: Lorton, Virginia, United States of America	
Regional Office: Jebel Ali Free Zone, Dubai, U.A.E.	



FRONT ELEVATION

TANK COMPONENTS

No.	Description	Material	Qty	Remarks
1	Water tank	FRP	1	Colour GRAY
2	Manhole Cover	FRP	2	S/S Hinges & Locks
3	Internal Ladder	FRP/SS	2	Height : 2m
4	External Ladder	G.I.	2	Height : 2m
5	Air vent	PVC	3	Light & Insect Proof 4" Cow Type
6	Inlet		2	PVC or FF Steel Threaded Flange
7	Outlet		2	PVC or FF Steel Threaded Flange
8	Drainage		2	PVC or FF Steel Threaded Flange
9	Overflow		2	PVC or FF Steel Threaded Flange
10	Control		2	PVC or FF Steel Threaded Flange
11	Water Level Indicator	GRP/ACRYLIC	2	Height : 2m
12	Vortex Assembly	FRP	2	-
13	Side Man Way	FRP	2	-

NOTES:

- Allow a minimum space of 50 cm all around the tank's foundation.
- Maximum allowable deflection in concrete foundation = +/- 2mm.
- For sizes of items 6, 7, 8, 9 & 10, please refer to catalogue.
- FTC will not be held liable if the erection of our water tanks are not made in accordance to the technical requirements of concrete foundation, steel footing and water tank assembly drawings.
- Overflow shall be minimum twice the volume of inlet.
- Overflow shall flow freely to the ground.
- All tanks shall be electrically grounded.

CAUTIONS

GRP Panel Type Water Tanks

Seismic Load Kh=0.3G

Tank size:	(11.31+0.32+3.11)x8.2x6.56 ft High.		
	(3.45+0.1+0.95)x2.5x2 m HIGH		
Volume:	22.5 m ³	5943. USG	Usable 987-3512
Bolts / Nuts:	S/S A4 - 316		
Insulation:	Non-Insulated		

Project Name:

-

Contractor:

Cougar USA

Consultant:

-

Done By:	JC	Reviewed by:	
		Verified by:	-

Revisions

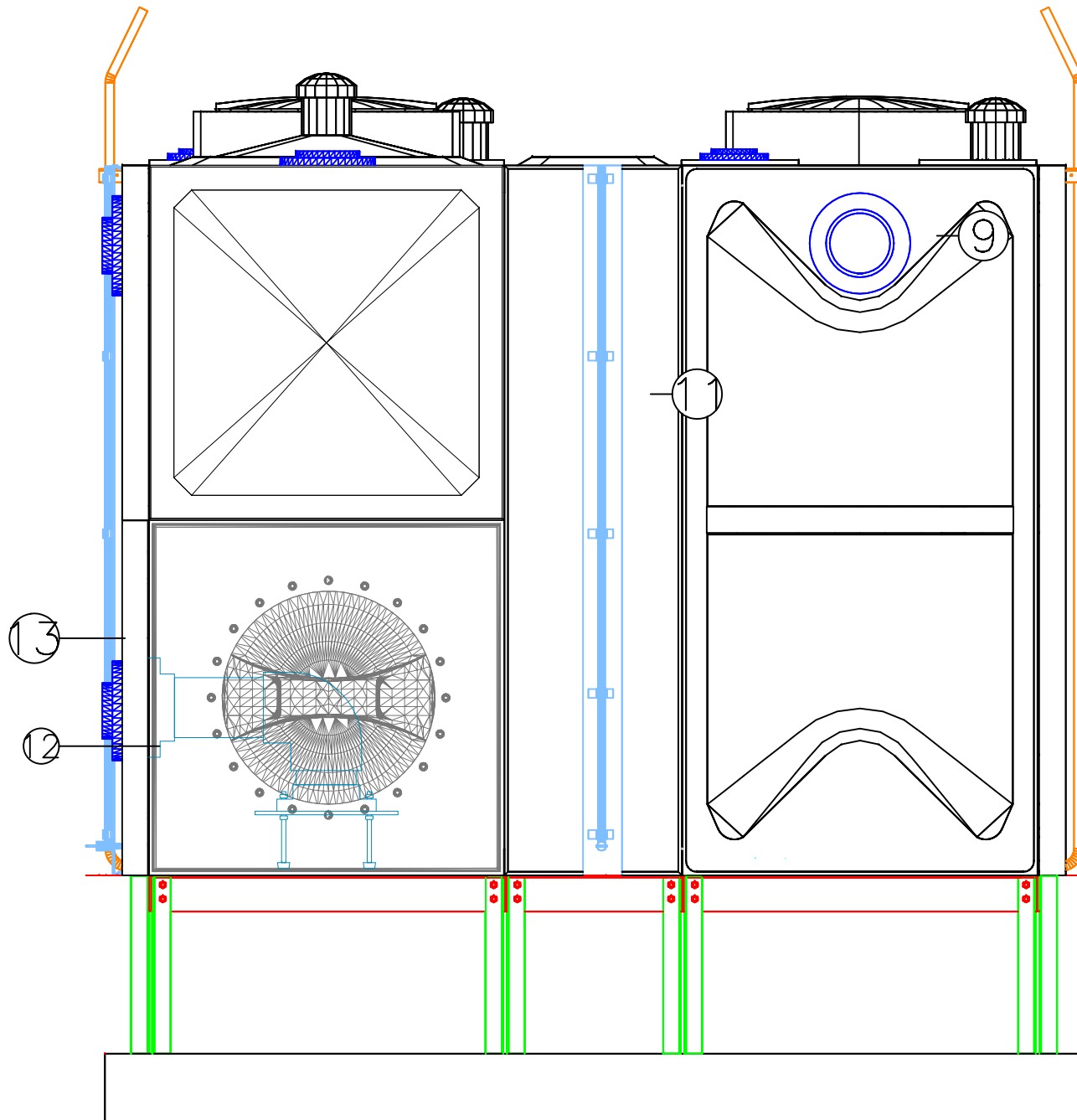
No.	Issue Date	Description
0	-	NEW

FTC FIBER TECHNOLOGY CORPORATION

Head Office:
Lorton, Virginia, United States of America

Regional Office:
Jebel Ali Free Zone, Dubai, U.A.E.

Copyright Fiber Technology Corporation



TANK-RIGHT ELEVATION

TANK COMPONENTS

No.	Description	Material	Qty	Remarks
1	Water tank	FRP	1	Colour GRAY
2	Manhole Cover	FRP	2	S/S Hinges & Locks
3	Internal Ladder	FRP/SS	2	Height : 2m
4	External Ladder	G.I.	2	Height : 2m
5	Air vent	PVC	3	Light & Insect Proof 4" Cow Type
6	Inlet		2	PVC or FF Steel Threaded Flange
7	Outlet		2	PVC or FF Steel Threaded Flange
8	Drainage		2	PVC or FF Steel Threaded Flange
9	Overflow		2	PVC or FF Steel Threaded Flange
10	Control		2	PVC or FF Steel Threaded Flange
11	Water Level Indicator	GRP/ACRYLIC	2	Height : 2m
12	Vortex Assembly	FRP	2	-
13	Side Man Way	FRP	2	-

NOTES:

1. Allow a minimum space of 50 cm all around the tank's foundation.
2. Maximum allowable deflection in concrete foundation = +/- 2mm.
3. For sizes of items 6, 7, 8, 9 & 10, please refer to catalogue.
4. FTC will not be held liable if the erection of our water tanks are not made in accordance to the technical requirements of concrete foundation, steel footing and water tank assembly drawings.
5. Overflow shall be minimum twice the volume of inlet.
6. Overflow shall flow freely to the ground.
7. All tanks shall be electrically grounded.

CAUTIONS

GRP Panel Type Water Tanks

Seismic Load Kh=0.3G

Tank size: (11.31+0.32+3.11)x8.2x6.56 ft High.
(3.45+0.1+0.95)x2.5x2 m HIGH

Volume: 22.5 m³ 5943. USG Usable 987-3512

Bolts / Nuts: S/S A4 - 316

Insulation: Non-Insulated

Project Name:

Contractor:

Cougar USA

Consultant:

Done By: JC

Reviewed by:

Verified by: -

Revisions

No.	Issue Date	Description
0	-	NEW

FTC FIBER TECHNOLOGY CORPORATION

Head Office:
Lorton, Virginia, United States of America

Regional Office:
Jebel Ali Free Zone, Dubai, U.A.E.

Copyright Fiber Technology Corporation